




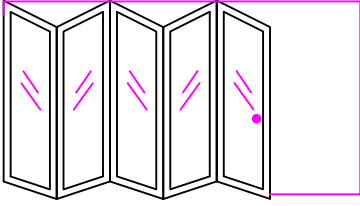

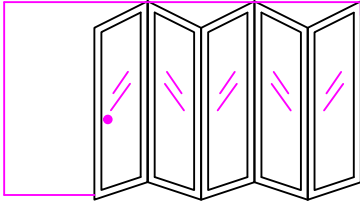

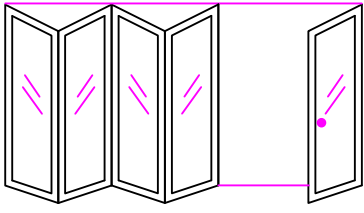

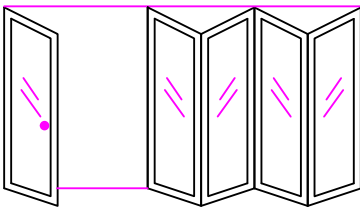

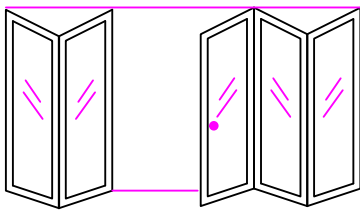

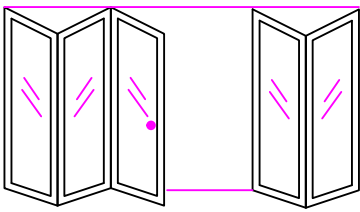
Name: _____

Estimate Number: _____

Job Number: _____

Bifold Sheet for 5 Doors

*ALL CHOICES ARE VIEWED FROM OUTSIDE

<div style="text-align: center;">  Choice #1 </div>  <p style="text-align: center;">5L</p> <p>UNIT SIZE = 5 (DOOR WIDTH)" + 3 1/8" / DOOR HEIGHT + 5"</p>	<div style="text-align: center;">  Choice #2 </div>  <p style="text-align: center;">5R</p> <p>UNIT SIZE = 5 (DOOR WIDTH)" + 3 1/8" / DOOR HEIGHT + 5"</p>	<p>JAMB WIDTH</p> <p><input type="checkbox"/> 5-1/4"</p> <p><input type="checkbox"/> 6-5/8"</p> <p><input type="checkbox"/> 7-1/4"</p> <p><input type="checkbox"/> Custom Size:..... (Additional Cost)</p>	<p>JAMB WOOD SPECIES</p> <p><input type="checkbox"/> Mahogany</p> <p><input type="checkbox"/> Knotty Alder</p> <p><input type="checkbox"/> Paint Grade</p> <p><input type="checkbox"/> Douglas Fir</p> <p><input type="checkbox"/></p>
<div style="text-align: center;">  Choice #3 </div>  <p style="text-align: center;">4L1R</p> <p>UNIT SIZE = 5 (DOOR WIDTH)" + 3 15/16" / DOOR HEIGHT + 5"</p>	<div style="text-align: center;">  Choice #4 </div>  <p style="text-align: center;">1L4R</p> <p>UNIT SIZE = 5 (DOOR WIDTH)" + 3 15/16" / DOOR HEIGHT + 5"</p>	<p>BORE</p> <p><input type="checkbox"/> Single</p> <p><input type="checkbox"/> Double</p> <p><input type="checkbox"/> No Bore</p> <p><input type="checkbox"/> Mortise Prep. (Add \$175 to Price)</p> <p> ●Dead Bolt Prep-Not performed on jambs due to variances of deadbolt sizes. ●Double Bore Prep is only performed on the active door. ●Standard Cylinder Bore = 2-1/8" ●Backset= 2-3/8" </p>	
<div style="text-align: center;">  Choice #5 </div>  <p style="text-align: center;">2L3R</p> <p>UNIT SIZE = 5 (DOOR WIDTH)" + 3 15/16" / DOOR HEIGHT + 5"</p>	<div style="text-align: center;">  Choice #6 </div>  <p style="text-align: center;">3L2R</p> <p>UNIT SIZE = 5 (DOOR WIDTH)" + 3 15/16" / DOOR HEIGHT + 5"</p>	<p>KERF FOR DRY WALL</p> <p><input type="checkbox"/> Both Sides (Add \$24 to Price)</p> <p><input type="checkbox"/> Inside Only (Add \$15 to Price)</p>	<p>HARDWARE COLOR</p> <p><input type="checkbox"/> Bronze (US10B)</p> <p><input type="checkbox"/> Satin Nickel (US15)</p>
Door Style: _____ Qty: _____ Size: _____ Glass Type: _____ Overall Unit Size: _____			

Read, Understood and Agreed.

x _____
Signature

Date: ___/___/___